

TY2-96 SERIES TY2SYS-96 SERIES

HEATED DISPLAY SYSTEMS



TY2-96



TY2SYS-96



• HALO HEAT ... a controlled, uniform heat source that gently holds and surrounds food for better appearance, taste, and longer holding life.

• Holds and displays hot food fresh and moist for hours — without adding water.

• Expandable system to meet your specific requirements.

• Matches profile of leading refrigerated display case.

• **HOT DISPLAY CASE**

— Curved glass styling.

— Displays hot food without condensation on glass.

— Thermostatically controlled heat source radiates from the base of the display case in multiple heat zones.

— Overhead light zones with shatterproof coated bulbs.

— Holds a full range of standard (gastronorm) pan sizes, full-size or half-size sheet pans.

— Tempered sliding glass doors reflect heat back into the products and mirror the display to enhance merchandising effect.

• **DECORATOR BASE**

— Standard black painted front and end panels.

— Protected with an environmentally friendly bumper, made of 93% pre-consumer polycarbonate waste and is 100% recyclable.

• **SELF-SERVICE HOT DISPLAY**

— Customer self-service opening is available on right side, or across the full length of case.

— Front mounted heat-guard provides customer protection.

The display case is constructed of 18 gauge, stainless steel. Tempered glass front encloses the display case and can be lifted to a 90 degree angle for easy cleaning. Removable, sliding glass doors on the operator side are included. Sliding door tracks have a "clean sweep" cutout allowing for easy cleaning and crumb removal. Framed end glass with rubber gasket material protects glass edges from chipping and breakage. The base is divided into three (3) individually managed heat zones with each zone controlled by a separate thermostat with a range of 1 through 10 and heat-on indicator light. Overhead lights are controlled by ON/OFF switches in two (2) light zones. Two (2) 125V plug outlets are available as an option on 120/208-240V units only. Countertop display cases include one set of 4" (102mm) legs.

TY2-96 - 96" (2438mm) length

TY2SYS-96* - 96" (2438mm) length, with base

TY2-96/PL - 96" (2438mm) length, 23-3/4" (603mm) self-service opening on left side of case front

TY2SYS-96/PL* - 96" (2438mm) length, 23-3/4" (603mm) with base, self-service opening on left side of case front

TY2-96/PR - 96" (2438mm) length, 23-3/4" (603mm) self-service opening on right side of case front

TY2SYS-96/PR* - 96" (2438mm) length, with base, 23-3/4" (603mm) self-service opening on right side of case front

*The system base is not sold as a separate item. Order the full TY2SYS model to receive the base.



IP X3



FACTORY INSTALLED OPTIONS

- Electrical Choices
 - 120/208-240V
 - 230V
 - 380-415V

- End Glass Choices
 - Clear Glass, standard
 - Solar Bronze Glass, optional [5011901]
- Temperature Probe, optional [5004918]

- Panel Color Choices
 - Black painted, standard
 - 1" (25mm) Black formica system end panel, optional [PE-26780]
 - Stainless Steel
 - Custom Color painted
- Independent Electrical Outlet, optional [5001781]
- Temperature Gauge, optional [GU-33384]

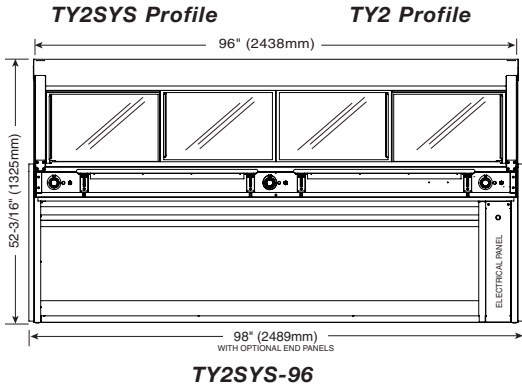
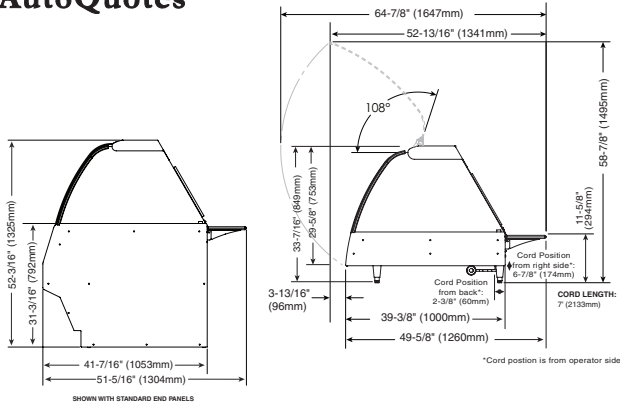


W164 N9221 Water Street • P.O. Box 450 • Menomonee Falls, Wisconsin 53052-0450 • U.S.A.


PHONE: 262.251.3800 800.558.8744 U.S.A./CANADA FAX: 262.251.7067 800.329.8744 U.S.A. ONLY

www.alto-shaam.com

TY2-96 SERIES TY2SYS-96 SERIES HEATED DISPLAY SYSTEMS



DIMENSIONS (H X W X D)	
EXTERIOR, COUNTERTOP MODEL WITH LEGS: 33-7/16" x 96" x 49-5/8" (849mm x 2438mm x 1260mm)	
EXTERIOR, WITH BASE, STANDARD PAINTED END PANELS: 52-3/16" x 96" x 51-5/16" (1325mm x 2438mm x 1304mm)	
EXTERIOR, WITH BASE, OPTIONAL 1" (25mm) ENDED PANELS: 52-3/16" x 98" x 52" (1325mm x 2489mm x 1322mm)	
WELL DIMENSIONS (W X L X D): 27-3/16" x 93-5/16" x 4-1/2" (690mm x 2370mm x 114mm)	

ELECTRICAL						
VOLTAGE	PHASE	CYCLE/HZ	AMPS	kW		
120/208-240	1	50/60	21.7	5.2	NEMA L14-30P 30A, 250V PLUG 	
208	1	50/60	18.8	3.9	(PLUG - COUNTERTOP ONLY; TERMINAL BLOCK - SYSTEM)	
240	1	50/60	21.7	5.2		
230	1	50/60	24.3	5.6	BARE END, NO PLUG (COUNTERTOP ONLY) (TERMINAL BLOCK - SYSTEM)	
380-415	3	50/60	12.5	6.0		
380	3	50/60	10.8	4.5	BARE END, NO PLUG (COUNTERTOP ONLY) (TERMINAL BLOCK - SYSTEM)	
415	3	50/60	12.5	6.0		

PAN CONFIGURATION*			
PAN SIZE	DIMENSIONS	QTY.	
FULL-SIZE & ONE-THIRD**:	12" x 20" x 2-1/2" (GN 1/1)	7	
	12" x 6" x 2-1/2" (GN 1/3)	7	
HALF-SIZE & ONE-THIRD**:	12" x 10" x 2-1/2" (GN 1/2)	14	
	12" x 6" x 2-1/2" (GN 1/3)	7	
FULL-SIZE SHEET PANS:	18" x 26" x 1"	4	
MAX. CAPACITY/VOLUME:	112 lbs (51 kg) 70 qts (84 L)		

* Pans are not included with display case.
** Will also accept 4" (100mm) deep pans.

INSTALLATION REQUIREMENTS

Display case must be installed level. The display case must not be installed in any area where it may be affected by steam, grease, dripping water, high temperatures, or any other severely adverse conditions.

Do not install a heated display case near a cold air source such as a freezer, air conditioning vents, or in any area where outside air fluctuation can affect performance.

WEIGHT		
MODEL	NET	SHIP
TY2-96	501 lb (227 kg)	610 lb (277 kg)
TY2SYS-96	735 lb (333 kg)	1005 lb (456 kg)
TY2-96/PL; /PR	575 lb (260 kg)	685 lb (311 kg)
TY2SYS-96/PL; /PR	810 lb (367 kg)	1005 lb (456 kg)
CRATED DIMENSIONS: L X W X H		
TY2-96: 104" x 50" x 45" (2642mm x 1270mm x 1143mm)		
TY2SYS-96: 104" x 50" x 60" (2642mm x 1270mm x 1524mm)		

SPECIFICATIONS

- Fourteen (14) overhead lights in three (3) light zones.
- Three (3) base heat zones with three (3) adjustable thermostats with a range of 1 through 10, and three (3) heat-on indicator lights.
- Four (4) tinted, reflective, tempered glass sliding doors on operator side.
- Two (2) 10" x 36" (254mm x 914mm) operator-side work shelves.
- Self-serve models 96/PL and 96/PR have a self-serve pan insert 21-5/8" x 26-7/16" x 2" (549mm x 672mm x 51mm) and includes one (1) Wire Pan Grid.

ACCESSORIES			
SEAMLESSLY CONNECT MULTIPLE UNITS		SHEET PAN DIVIDER BAR PACKAGE	
<input type="checkbox"/> BUTTING KIT, COUNTERTOP	5015250	<input type="checkbox"/> FULL-SERVICE	5002805
<input type="checkbox"/> BUTTING KIT, SYSTEM	5009001	<input type="checkbox"/> SELF-SERVICE LEFT-SIDE OR RIGHT-SIDE OF CASES	5002806
<input type="checkbox"/> CARVING STATION	5001874	<input type="checkbox"/> THERMOSTAT GUARD COVER PLATE	5007660
<input type="checkbox"/> PLATFORM SCALE (SPECIFY RIGHT-HAND OR LEFT-HAND)	55265	<input type="checkbox"/> WORK SHELF WITH GRAVY LANE	5005640

